

# MediusFlow FX (File eXchange) Integration - Product Definition

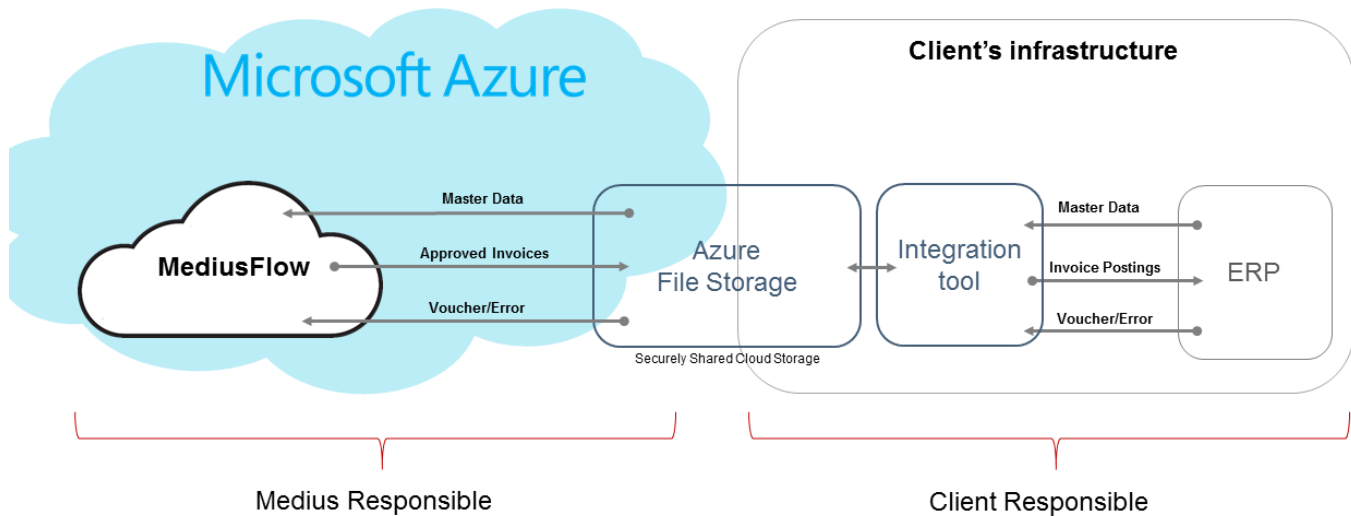
## Integration Overview

MediusFlow FX (File eXchange) is a standardized file exchange integration between MediusFlow XI and any ERP.

The integration uses Azure File Share for master data import and message exchange for invoice postings.

This product definition was last updated December 21st, 2017.

## MediusFlow FX using Cloud service and Azure File Share



## Responsibilities

- MediusFlow FX provides an out of the box integration approach using pre-defined file formats
- Client responsibility
  - Client is responsible for generating master data files from ERP into the format and folder structure specified by Medius
  - Client is responsible for picking up invoice posting files in the format and folder structure specified by Medius and facilitate the posting into the ERP
  - Client is responsible for generating invoice posting response messages (voucher or error) in the format and folder structure specified by Medius
- Medius' responsibility
  - Medius is responsible for picking up master data files provided by the customer
  - Medius is responsible for generating invoice posting files
  - Medius is responsible for picking up posting response messages (voucher/error) provided by the customer

## Version Dependencies

File Integration package Version	MediusFlow XI version	Comment
MediusFlow FX 1.0	Cloud	

## MediusFlow Modules & Functions

Below you find a summary of the MediusFlow modules that are included in MediusFlow FX integration standard package.

Information in column "**Basic Setup**" means that the feature/functionality is included in the basic deployment and is covered in standard Statement of Work for the implementation project.

Information in column "**Custom Setup**" means further information about the customer's processes and system(s) setup is required in order to implement and thus requires additional consultant configuration work.

MediusFlow module	Basic Setup	Custom Setup	Comment
Invoice	YES		MediusFlow module for managing expense invoices including credit notes
Match	YES		MediusFlow module for managing order based invoices and 3 way match against goods receipts. 2-way match not supported in MediusFlow FX offering
Dynamic Match	YES		MediusFlow functionality to perform 2-way pre-match of invoice against order line prior to goods receipt
Procurement	NO	YES	
Contract	NO	YES	

## Master Data

Below you find a summary of the different master data entities supported in the FX integration offering

Master data entity	Basic Setup	Custom Setup	Description	Known Limitation
Accrual templates	YES			
Company	NO	NO		
Currency codes & Currency rates	YES			
GL Accounts	YES			
Dimension values	YES			
Dimension restrictions	YES			
Tax groups & codes	YES			
Payment terms	YES			
Periods	NO	NO		
Suppliers	YES			
Supplier items	YES			
Purchase order with goods receipt	YES			
Return orders	NO	YES		
Asset management	NO	YES		

Project module management	<b>NO</b>	<b>YES</b>		
---------------------------	-----------	------------	--	--

## Message Exchange

Below you find a summary of the different invoice posting scenarios.


Posting scenarios	Basic Setup	Custom Setup	Description
Preliminary posting of invoices	<b>NO</b>	<b>YES</b>	Only header level data
Final posting of expense invoice	<b>YES</b>		
Accrual postings	<b>NO</b>	<b>YES</b>	
Final posting of PO invoice with match against GR	<b>YES</b>		
Invoice match with return orders (negative receipt lines)	<b>NO</b>	<b>YES</b>	
Actual payment date update sent to MediusFlow	<b>NO</b>	<b>NO</b>	
Possibility to add link to Invoice document in ERP	<b>NO</b>	<b>YES</b>	

## File Integration Requirements

In addition to the Technical Requirements for MediusFlow, these are MediusFlow FX Integration specific requirements.

MediusFlow FX Integrations uses Azure Files for file exchange. This way, the integration deployment does not require any Medius equipment on the customer network while file exchange by the customer is done in a local context.

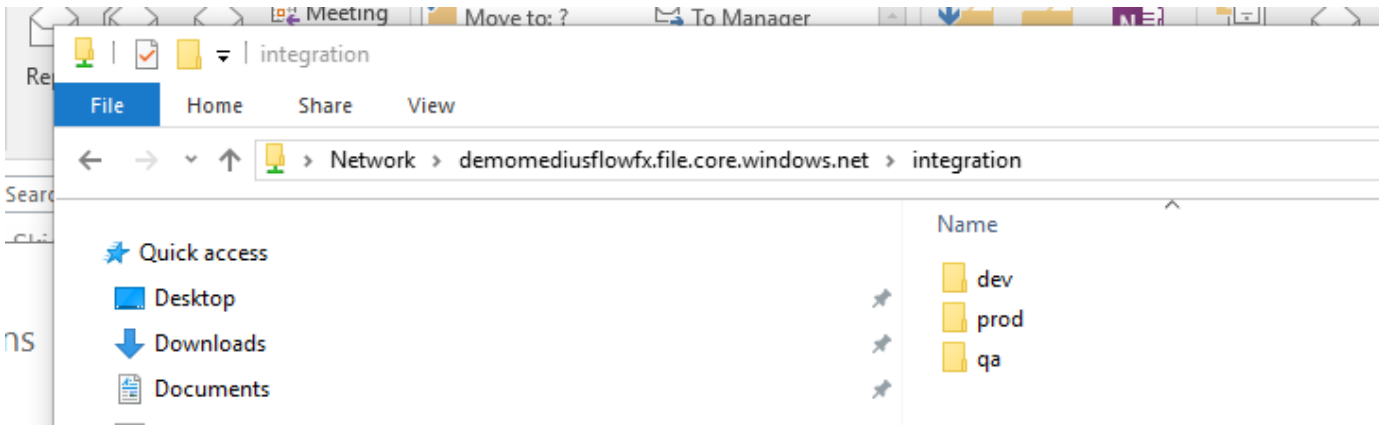
Microsoft Azure Files uses the SMB protocol for mounting/using shares locally. Below, the requirements for SMB are found.

Requirement	Read more
Windows 10/Windows server 2012 or higher	<p>SMB 3.0 is needed, the exact details about which versions of Windows that supports it is covered by Microsoft in the link below.</p> <p><a href="https://docs.microsoft.com/en-us/azure/storage/files/storage-how-to-use-files-windows#prerequisites-for-mounting-azure-file-share-with-windows">https://docs.microsoft.com/en-us/azure/storage/files/storage-how-to-use-files-windows#prerequisites-for-mounting-azure-file-share-with-windows</a></p> <div style="border: 1px solid #ccc; padding: 5px; margin-top: 10px;"> <p> It's also possible to use Linux or Mac. This is not covered in these guidelines.</p> </div>
Open outbound port 445 in firewall	<p>The outbound port 445 needs to be opened.</p> <p>There are some ISP:s (Internet Service Provider) that blocks 445 for outbound traffic.</p>

## Checking if it works

The simplest way to see if the cloud share approach works is to cut and paste this link into Windows explorer:

\\demomediustflowfx.file.core.windows.net\integration



You should be prompted with a user name and password input box. If this happens you can use the cloud share from your network.

Please check troubleshooting section if you get problems.

## Troubleshooting

Some common error codes that can be returned from Azure when using the cloud share.

<https://docs.microsoft.com/en-us/azure/storage/files/storage-troubleshoot-windows-file-connection-problems#error53>

There are scenarios where the ISP (Internet Service Provider) blocks the outbound 445, more about that can be read here:

<https://social.technet.microsoft.com/wiki/contents/articles/32346.azure-summary-of-isps-that-allow-disallow-access-from-port-445.aspx>